



*City of*  
**Edwardsville**

**Public Works Department**

---

# Fence and Swimming Pool Permit Guidelines

*Information provided within this guideline booklet does not fully summarize the entire code and is not intended to circumvent adopted code requirements.*

Prepared by Dept. of Public Works  
200 East Park Street  
Edwardsville, IL 62025  
(618) 692-7535      (618) 692-7505(Fax)

09/17

Hours: Monday thru Friday 8:00 AM to 5:00 PM



FENCE & POOL PERMIT INFORMATION PACKET  
PLEASE RETAIN THIS INFORMATION  
FOR YOUR RECORDS

From the Codified Ordinance of the City of Edwardsville

1248.02.2 FENCES, WALLS AND HEDGES:

(a) All proposed fence installations require an approval by the Director of Public Works or his designate. Application is to be made in the Public Works office.

(b) Residential Districts

(1) Fences may be placed on property lines in residential districts.

(2) Fences cannot exceed six feet (6') at the side and rear yard and cannot exceed four feet (4') in the front yard in height.

(3) Fences, walls, hedges or lattice screens, which form outside living rooms or provide privacy for swimming pools or other activities, may be located in any required side or rear yard or both, in residential districts. When located in a front yard a wall or screen must have at least 25 percent of its surface open. Any open area provided shall be evenly distributed throughout the fence, with no breach wider than four inches. Where lots are designed to have reverse frontage on a public street or alley, a solid fence or screen that has a height of six feet or less is permitted along the rear property line.

(4) No barbed wire or other sharp pointed fence and no electrically charged fence shall be erected or maintained in the Districts.

(c) Commercial Districts

(1) Fences may be a maximum of six feet (6') in height.

(2) No barbed wire or other sharp pointed fence and no electrically charged fence shall be erected or maintained in the Districts.

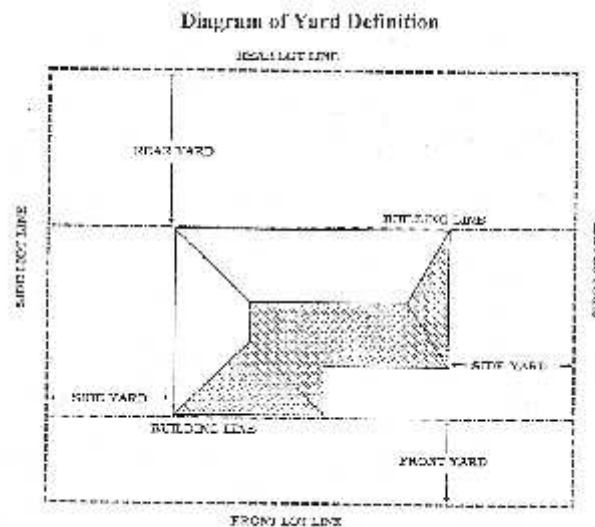
(d) Industrial Districts

(1) Fences may be a maximum of eight feet (8') in height.

(2) No barbed wire or other sharp pointed fence shall be erected or maintained unless good cause is shown that it is required for security and other business purposes, and

is approved by the Public Works Director or his designate after consultation with the Police and Fire Chiefs. Concertina, razor or circular barbed wire and electrically charged fences shall only be allowed on public safety facilities.

- (e) No fence or other improvement shall be erected in a right-of-way or easement. No permanent fence or other improvement shall be constructed or erected within any public street or alley right of way unless authorized by City Council. In the event of necessity of removal for maintenance or other purposes of any fence or other improvement that has been previously erected in a public street, alley, right of way or public easement, removal and/or replacement of such fence or other improvement shall be the responsibility of the property owner. Any fence constructed in accordance with the issuance of a City fence permit or in existence prior to the adoption of the City's ordinance requiring fence permits may be repaired and/or replace in its current location, unless it was erected improperly or interferes with the operation of any public street, alley, right of way or public easement. Fences erected on public easement or across ditches shall be so constructed that drainage shall not be obstructed and, in the event of necessity for removal of such fence for maintenance or other purpose, removal and/or replacement of such fence or other improvement shall be the responsibility of the property owner.



**All fences require a permit with the applicable \$30.00 fee.  
Property lines and fence location required to be staked.**

## EXAMPLE

SITE PLAN attached shall be drawn in a scale large enough for clarity to reflect all of the following:

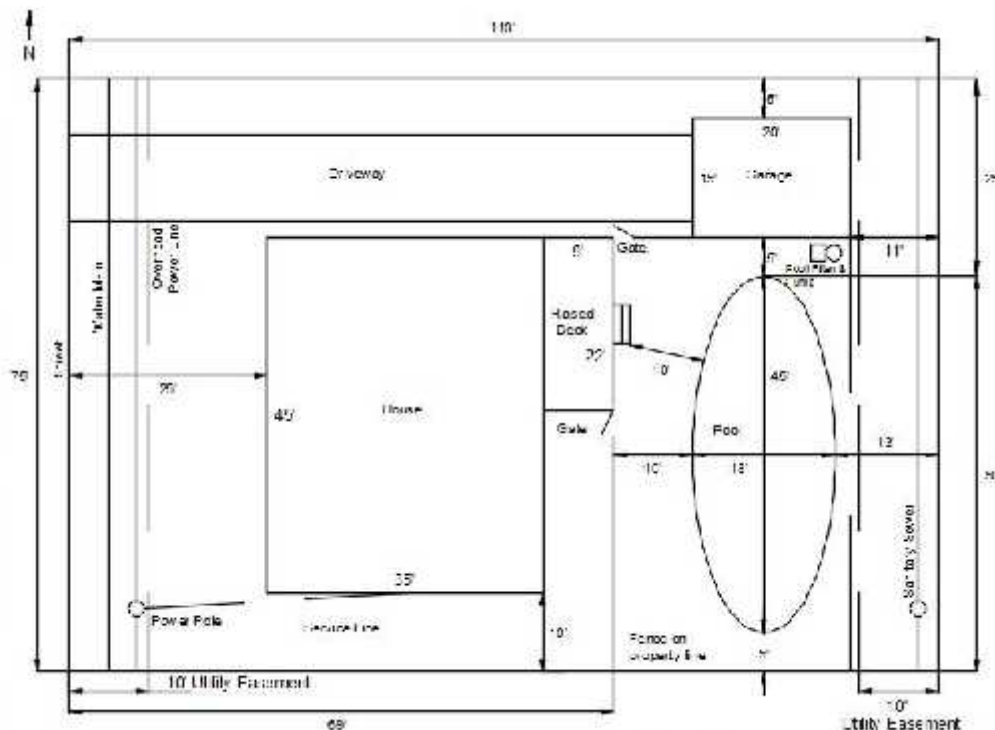
A) Location and dimensions of:

- 1) All property lines (Corner Lot shall be identified)
- 2) Buildings (Principal & Accessory)
- 3) Driveways
- 4) All off-street parking spaces - *Provided in Garage & Driveway*
- 5) Location of filter, pump and pool heater

B) Location of:

- 1) Fence, including distance to property line
- 2) Pool (if applicable) and distance to fence
- 3) Hot Tub (if applicable) *Not Applicable*
- 4) Water features/falls (if applicable) *Not Applicable*
- 5) North Directional Arrow
- 6) Streets (bordering property)
- 7) Easements
- 8) Power supply to property  
 Indicate type of electric supply  underground  overhead
- 9) Utilities (gas, water, sewer, etc.)
- 10) Septic tanks/tile fields (if applicable) *Not Applicable*
- 11) Water wells (if applicable) *Not Applicable*

C) Any additional information as may reasonably be required by the Zoning Administrator and applicable sections of the zoning ordinance.



## Swimming Pool Requirements

ALL swimming pools constructed and placed in the City of Edwardsville which are over 24 inches in depth or larger than 250 square feet require an approved permit prior to installation. Permit application forms are available from the Department of Public Works at 200 East Park Street. The permit fee of \$100.00 is payable upon approval of your permit application. Additional permit fees may be incurred if an electrical permit is required for your installation.

Private swimming pools shall not be placed in any front yard. The pool shall not be located less than five (5) feet from any side or rear property line and shall be no closer than ten (10) feet from the house on all interior lots. Exception: If the Fire Chief, or his/her designee, determines there is no impact to a required means of emergency egress from a bedroom window or exterior door, the pool wall may be a minimum of five feet (5') from the principal structure. Pools to be installed on corner lots shall not be located less than ten (10) feet from the street side property line. Please note a minimum of ten (10) feet from any feature that is higher than the pool wall, such as but not limited to a balcony, raised deck or accessory structure is required. Diving boards, pool slides and features that are normally associated with a swimming pool are not subject to this setback.

Any pool house, shed, or accessory building related to the pool or otherwise should be located no less than five (5) feet from the rear or side lot lines and ten (10) feet from the pool. If these buildings are new construction, they shall require building permits as well.

One or more means of exit shall be provided from the pool. The treads of steps or ladders shall have non-slip surfaces and handrails on each side, except that handrails may be omitted when there are not more than four risers or when they extend the full width of the side or end of the pool.

It is the property owner's responsibility to verify compliance with the Covenants and Restrictions for the Subdivision with regard to swimming pools.

A survey completed by an Illinois licensed land surveyor with property corners must be provided with the permit application and all property corners and easements located and staked prior to the on-site meeting.

An on-site meeting with the property owner, permit holder, pool installer, electrician and the City of Edwardsville Electrical Inspector must be scheduled prior to any work commencing, except erosion control installation, and issuance of the pool permit.

Any person, company or corporation completing the installation of a swimming pool within the City of Edwardsville, prior to issuance of the swimming pool permit, shall post a Letter of Credit from a commercial banking institution or Surety Bond with the City Clerk of the City of Edwardsville in the amount of \$2,500 for the duration of one (1) year protecting the City for the completion of repairs/replacement of damages to any public property. The effective date of the letter of credit or bond shall be one year from the date of the swimming pool permit issuance. For any project that remains incomplete and without an occupancy permit at the time of expiration of the Letter of Credit or Surety Bond, renewal for an additional year shall be required. All repairs to the public sidewalks and curb require inspection prior to placement of any concrete.

#### Inspections required:

- ◆ Job site coordination meeting (property lines and easements are required to be staked with pool & fence location marked)
- ◆ Electrical Bonding and Underground Electrical
- ◆ Electrical Final (Access to electrical service required)
- ◆ Fence Final (property lines and easements are required to be staked)

Final Inspection Approval required upon completion of the installation of the pool, fencing and all associated equipment prior to any swimming in the pool.

#### PERMANENT FENCING REQUIRED FOR SWIMMING POOLS:

Fencing shall be required to be a minimum of four (4) feet to a maximum of six (6) feet in height above ground level. Any open area provided shall be evenly distributed throughout fence, with no breach wider than 4 inches. Fence shall be compatible with other on-site fencing and shall completely enclose pool area.

All gates, doors or other openings shall be not less than four (4) feet nor more than six (6) feet in height above ground level and shall be self-latching and compatible with the fencing on site. Gates, doors or other openings shall have the capability and means of being locked and open outward away from the pool.

**REMEMBER:**

- No pools within five (5) feet of the side and rear property lines on interior lots.
- No pools within ten (10) feet of the street side property line on corner lots and within five (5) feet of the rear and interior side property lines.
- No pools located closer than ten (10) feet to the house or raised deck. Exception: If the Fire Chief, or his/her designee, determines there is no impact to a required means of emergency egress from a bedroom window or exterior door, the pool wall may be a minimum of five feet (5') from the principal structure.
- Up to twenty-seven (27) feet of clearance in any direction plus ten (10) feet of horizontal clearance from overhead electrical wire may be required from the nearest point of the pool.
- Metal fences within 5 feet of a pool must be electrical conductive and bonded to the equal potential bonding grid.
- No exposed points are permitted on metal fences
- ALL pools require a fence for the protection of you and your children.

### SWIMMING POOLS, FOUNTAINS AND SIMILAR INSTALLATIONS

---

Decorative pools and fountains, swimming and wading pools, therapeutic tubs and tanks, hot tubs, spas and hydro-massage bathtubs, and similar installations can be installed both indoors or outdoors, permanent or storable and may or may not be supplied by electrical circuits. Failure to install these units correctly can result in death, serious bodily injury and/or property damage. Unique construction codes and ordinances have been created because of this earth-water-electricity-human body environment danger.

Some of the electrical special requirements are outlined below:

- ◆ All metal part(s) in proximity of water must be bonded.
- ◆ Underground conduit and wires have restriction on locations, depth and types of conduit and wire.
- ◆ Overhead wires have restrictions on locations and clearance (up to twenty-seven feet).
- ◆ Equipment cord(s) have restrictions on lengths and types of receptacle and plug. Depending on location, twist-lock plugs and receptacles may be required.
- ◆ Grounding between service panel board and pool equipment sub-panel is required.

- ◆ Lighting fixture(s) have restrictions on locations and may require ground fault circuit interrupter (GFCI) protection.
- ◆ Landscape lighting has restrictions on locations and may require ground fault circuit interrupter (GFCI) protection.
- ◆ Underwater wet-niche lighting has requirements on locations, bonding, listing/labeling, potting of connections and segregation of conductors.
- ◆ Underwater wet-niche lighting junction boxes have restrictions on locations, bonding, listing/labeling, and splicing.
- ◆ Receptacle(s) have restrictions on locations, ground fault circuit interrupter (GFCI) protection and in some locations, twist lock receptacle and plugs.
- ◆ Equipment has restrictions on locations, and ground fault circuit interrupter (GFCI) protection.
- ◆ Disconnect switch(es) have restrictions on locations, type and sizes.
- ◆ Working clearance must be maintained for all equipment.
- ◆ Special door alarms are required if doors are used as a barrier from the pool.
- ◆ Equal Potential Bonding System is required.

If you have any questions or doubts consult a qualified electrician that specializes in this type of work. Not all electricians are familiar with the unique requirements of pool installations. We suggest having your installation be completed by a qualified electrician experienced with pool installations.

## ELECTRICAL REQUIREMENTS FOR SWIMMING POOLS

---

- ◆ All work to be accomplished per the currently adopted National Electrical Code (NEC), and specifically NEC Article 680, Utility Easements and Utility requirements.
- ◆ Receptacles on the property shall be located at least ten (10) feet from the inside wall of the pool.
  - Exception: Receptacles that provide power for pool circulation and sanitation water pump motors (15 or 20 amp 125 or 250 volt) for a permanently installed pool shall be permitted between six (6) and ten (10) feet from the inside walls of the pool. These receptacles shall be single receptacle, locking configuration, grounding type and must be protected by a ground fault circuit interrupter.
- ◆ All other receptacles located between (10) feet and (20) feet of the inside of the pool shall be protected by a ground fault circuit interrupter. At least one general-purpose



15 or 20 amp single phase receptacle shall be provided to serve the pool. This receptacle shall be located not more than 6 ft. 6in. above the floor of the pool, platform, or grade level serving the pool.

- ◆ Switching devices on the property shall be located at least five (5) feet from inside walls of the pool unless separated from the pool by a solid fence, wall or other permanent barrier.
- ◆ Underground wiring shall not be permitted under the pool or under the area extending five (5) feet horizontally from the inside wall of the pool unless this wiring is necessary to supply pool equipment permitted by NEC Article 680.
- ◆ Overhead wiring clearances are required from the maximum water level of the body of water.

Communication systems cables shall not be less than 10 ft above swimming and wading pools, diving structures, observation stands, towers, or platforms.

Power conductors and Network-powered broadband communication cables clearances: (See Article 680 for actual requirements.)

- Shall not be less than 10 ft horizontally from the outer edge of the swimming or wading pool, diving structures, observation stands, towers, or platforms.
  - Depending on conductor voltage to ground, the minimum clearance in any direction can be as much as 27 feet to maximum water level, edge of water surface, diving platforms, permanently anchored raft, observation stands, towers, or diving platform.
- ◆ All swimming pool underwater lighting fixtures shall be installed for operation at a maximum of 25 volts between conductor and ground.
  - ◆ Light fixtures, Lighting outlets, Paddle fans, Transformers, Junction boxes, Specialized Pool Equipment, and Feeders supplying panel boards serving pool equipment. (See NEC Article 680 for actual requirements.) Lighting systems operating at 30 volts or less. (See NEC article 411 and 680 for actual requirements.)
  - ◆ Equal Potential Bonding to eliminate voltage gradients in the pool area shall consist of bonding together the following:
    - Concrete and Metallic Structural components, metal fencing within five (5) foot of pool, underwater lighting, metal fittings, electrical equipment, metal wiring methods and equipment, and the area 3ft from the pool.

Bonding connections shall be made by exothermic welding, or by listed pressure connectors or clamps that are labeled as being suitable for the purpose and are made of stainless steel, brass, copper or copper alloy. Use Direct Bury Rate Connector where applicable.

- Sheet metal screws are not an approved bonding method. (Suggest machine screw, drilled and tapped or machine bolt and nut.)
  - Provide connection of dissimilar metal using an approved method.
  - Non-encapsulated reinforcing steel to reinforcing steel bonding connections method.
    - Tie wire made up tight.
    - Listed clamp (split bolt or other approved clamp) approved for application. (DB, direct bury where required)
- ◆ Thirty volt and less lighting systems (NEC 411) are not allowed to be installed within ten (10) feet of a swimming pool, spa, hot tub, fountain or similar location, except as permitted by NEC Article 680.

2005 NEC Code

## RETAINING WALLS

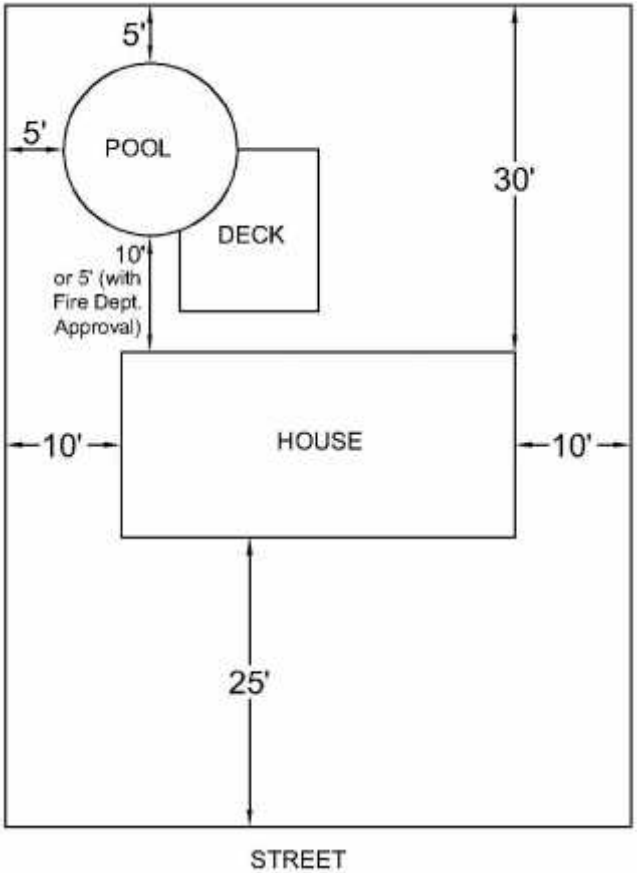
---

Based upon the 2006 International Building Code (IBC) and associated Commentary, retaining walls over four (4) feet in height measured from the bottom of the footing to the top of the wall require a permit. Retaining walls shall be designed to comply with Section 1806 of the IBC and comply with any Professional Practice Regulations administered by the State of Illinois. This shall apply for any walls or similar structures designed for the retention of dirt, gravel, sand, soil or other landscaping, natural, or manmade material. Other protective features such as fencing, railing, guards, or other items may be required based upon the height of the wall and the surrounding grades.

Based upon a ruling provided by the Illinois Department of Financial and Professional Regulation, a Structural Engineer licensed in the State of Illinois must seal retaining wall plans.

Geotechnical reports or studies may also be required in the design and review of the retaining walls.

### NON-CORNER LOT SETBACKS

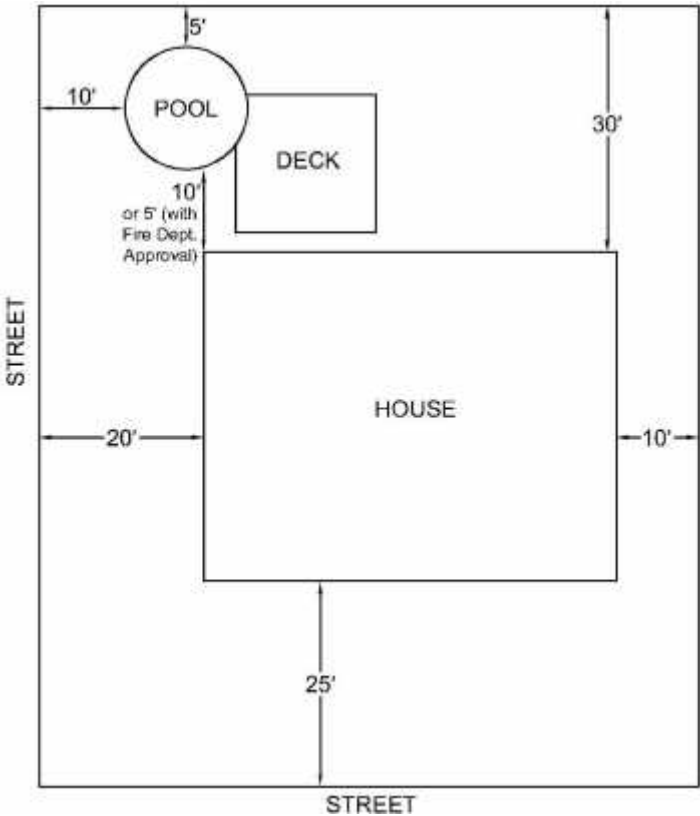


Swimming Pools shall be no less than 10 feet from the side and 5 feet from the rear of a corner lot.

Pools on any other lot shall be 5 feet from the rear and 5 feet from the side of the lot.

A pool is required to maintain a ten (10) foot setback from an elevated deck attached to the residence. Exception: If the Fire Chief, or his/her designee, determines there is no impact to a required means of emergency egress from a bedroom window or exterior door, the pool wall may be a minimum of five (5') feet from the principal structure.

### CORNER LOT SETBACKS



Fences or enclosures should be provided to make the pool safe from children wandering in.

Up to twenty-seven (27) feet of clearance in any direction plus ten (10) feet of horizontal clearance from overhead electrical wire may be required from the nearest point of the pool.



## TELEPHONE GUIDE

Office of the Mayor	692-7530
Office of the City Clerk	692-7518
Office of the City Treasurer	692-7532
Office of the City Administrator	692-7520
City Clerks Office, 118 Hillsboro	692-7500
ECTV Cable, 118 Hillsboro	692-7551
Fire Department, 410 North Main	692-7541
Parks Department, 118 Hillsboro	692-7538
Police Department, 400 North Main	656-2131
Public Library, 112 South Kansas	692-7556
Public Works, 200 East Park Street	692-7535
AmerenIP	1-800-755-5000
AT&T	1-800-288-2020
Chamber of Commerce	656-7600
Charter Communications (Cable TV)	1-800-438-2427
Edwardsville Community Schools	
708 St. Louis Street	656-1182
Edwardsville Township	656-0292
JULIE Locating	1-800-892-0123
Republic Services – Trash Company	656-6883
Southwestern Electric	1-800-637-8667
U.S. Post Office	
145 North Kansas	656-8460